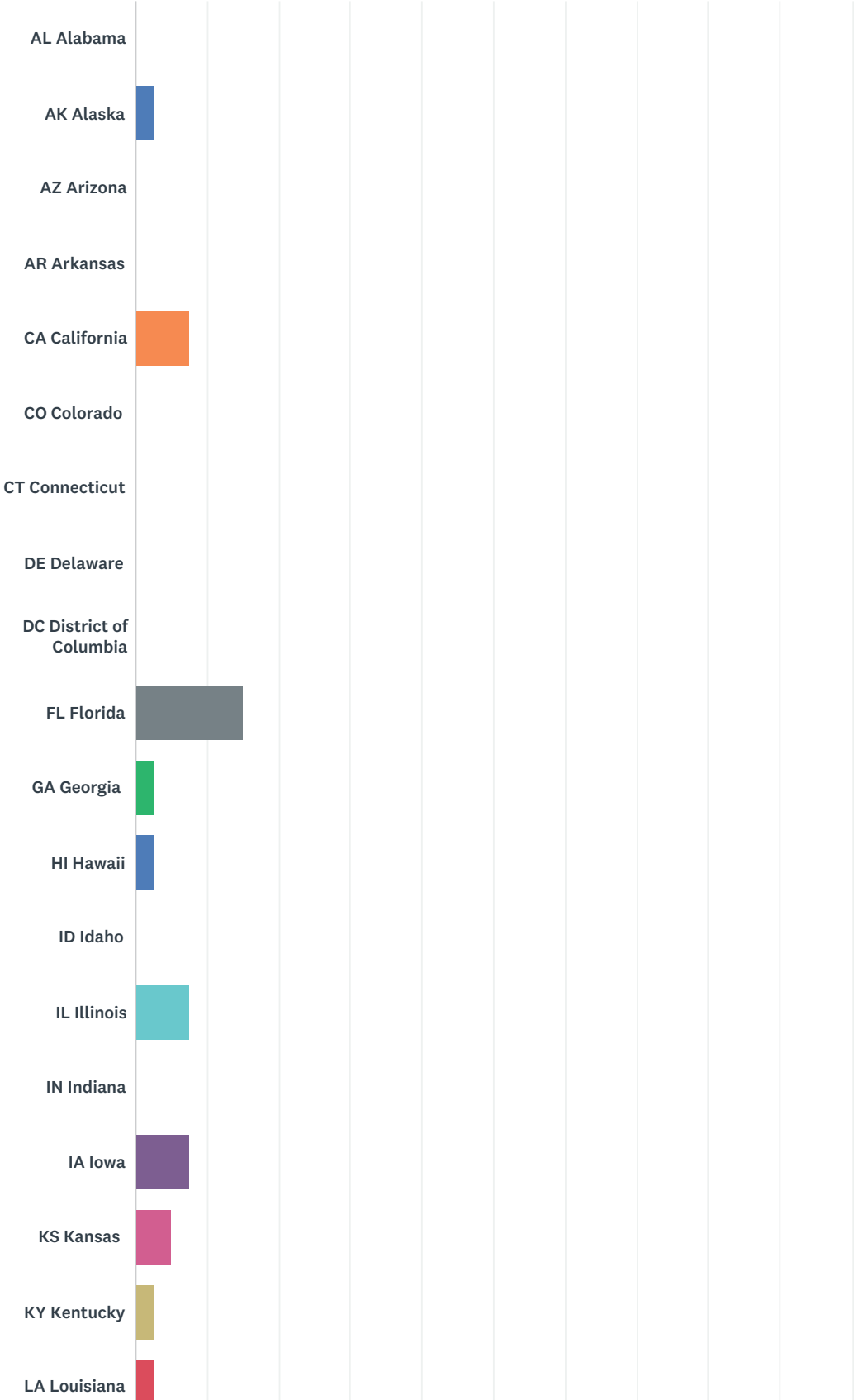



Q2 In what states does your group practice?

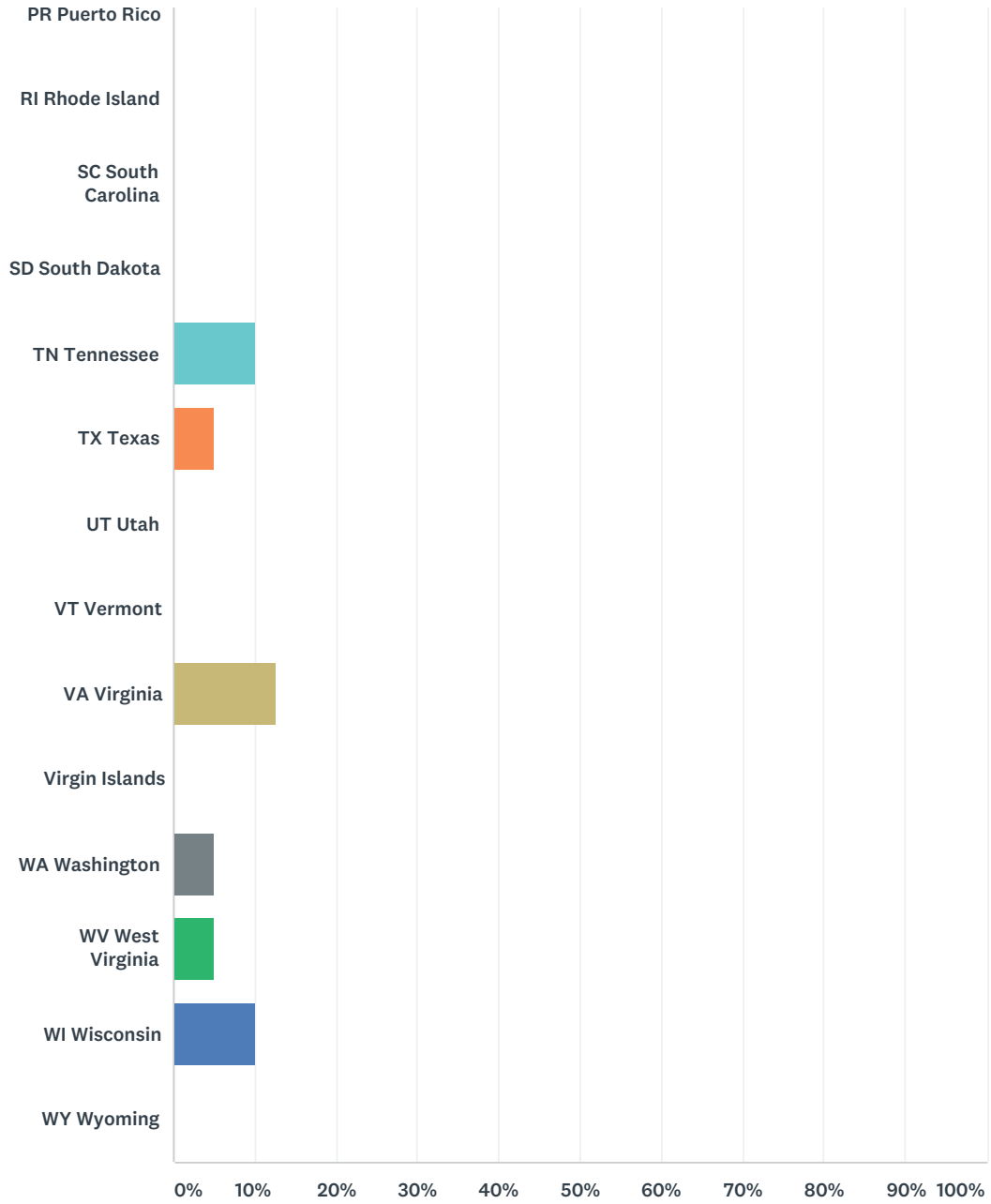
Answered: 40 Skipped: 3



2019 Democratic Group Practice Section Survey



2019 Democratic Group Practice Section Survey



ANSWER CHOICES	RESPONSES
AL Alabama	0.00% 0
AK Alaska	2.50% 1
AZ Arizona	0.00% 0
AR Arkansas	0.00% 0
CA California	7.50% 3
CO Colorado	0.00% 0
CT Connecticut	0.00% 0
DE Delaware	0.00% 0
DC District of Columbia	0.00% 0

2019 Democratic Group Practice Section Survey

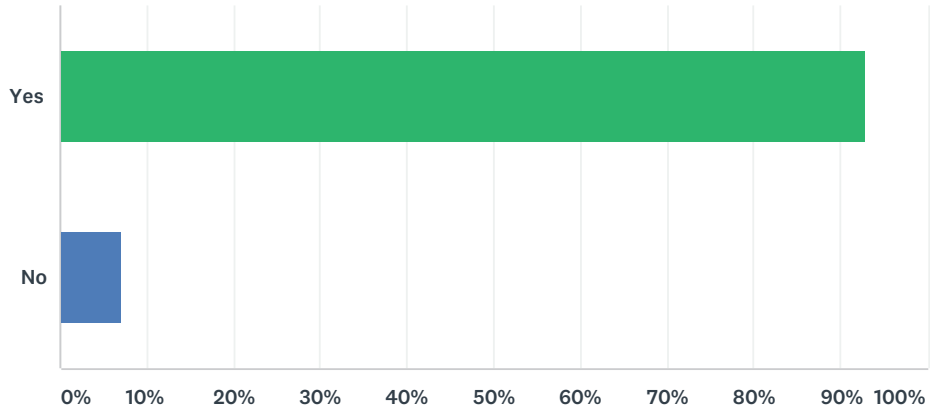
FL Florida	15.00%	6
GA Georgia	2.50%	1
HI Hawaii	2.50%	1
ID Idaho	0.00%	0
IL Illinois	7.50%	3
IN Indiana	0.00%	0
IA Iowa	7.50%	3
KS Kansas	5.00%	2
KY Kentucky	2.50%	1
LA Louisiana	2.50%	1
ME Maine	0.00%	0
MD Maryland	0.00%	0
MA Massachusetts	0.00%	0
MI Michigan	12.50%	5
MN Minnesota	2.50%	1
MS Mississippi	0.00%	0
MO Missouri	0.00%	0
MT Montana	0.00%	0
NE Nebraska	0.00%	0
NV Nevada	0.00%	0
NH New Hampshire	0.00%	0
NJ New Jersey	2.50%	1
NM New Mexico	0.00%	0
NY New York	0.00%	0
NC North Carolina	5.00%	2
ND North Dakota	0.00%	0
OH Ohio	10.00%	4
OK Oklahoma	0.00%	0
OR Oregon	0.00%	0
PA Pennsylvania	0.00%	0
PR Puerto Rico	0.00%	0
RI Rhode Island	0.00%	0
SC South Carolina	0.00%	0
SD South Dakota	0.00%	0
TN Tennessee	10.00%	4

2019 Democratic Group Practice Section Survey

TX Texas	5.00%	2
UT Utah	0.00%	0
VT Vermont	0.00%	0
VA Virginia	12.50%	5
Virgin Islands	0.00%	0
WA Washington	5.00%	2
WV West Virginia	5.00%	2
WI Wisconsin	10.00%	4
WY Wyoming	0.00%	0
Total Respondents: 40		

Q3 Does your group have a Board of Directors or similar?

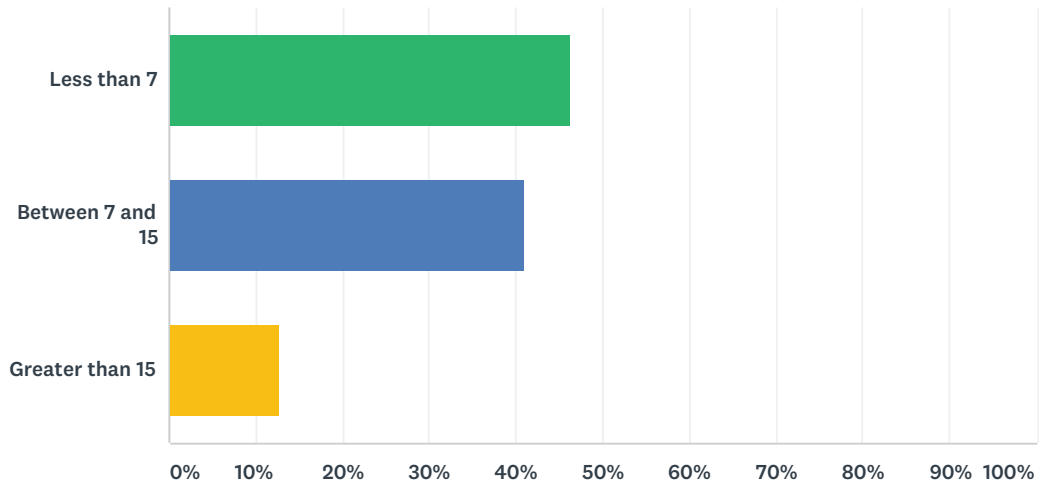
Answered: 42 Skipped: 1



ANSWER CHOICES	RESPONSES	
Yes	92.86%	39
No	7.14%	3
TOTAL		42

Q4 How many Directors are on your Board of Directors?

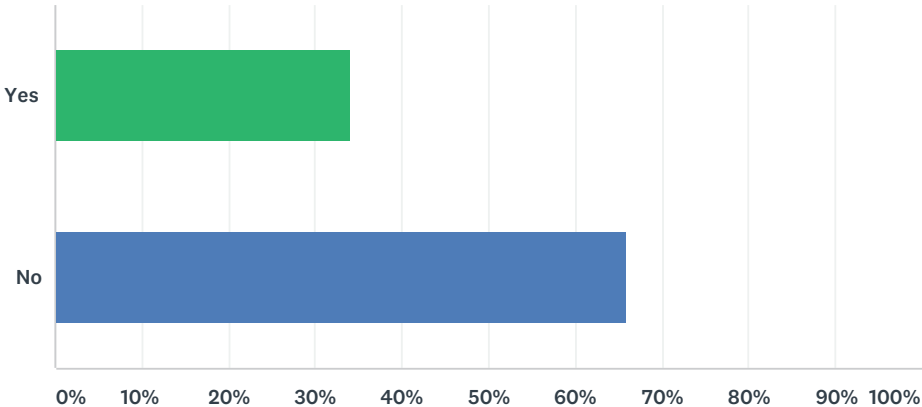
Answered: 39 Skipped: 4



ANSWER CHOICES	RESPONSES
Less than 7	46.15% 18
Between 7 and 15	41.03% 16
Greater than 15	12.82% 5
TOTAL	39

Q5 Does your group participate in a residency program at an academic center?

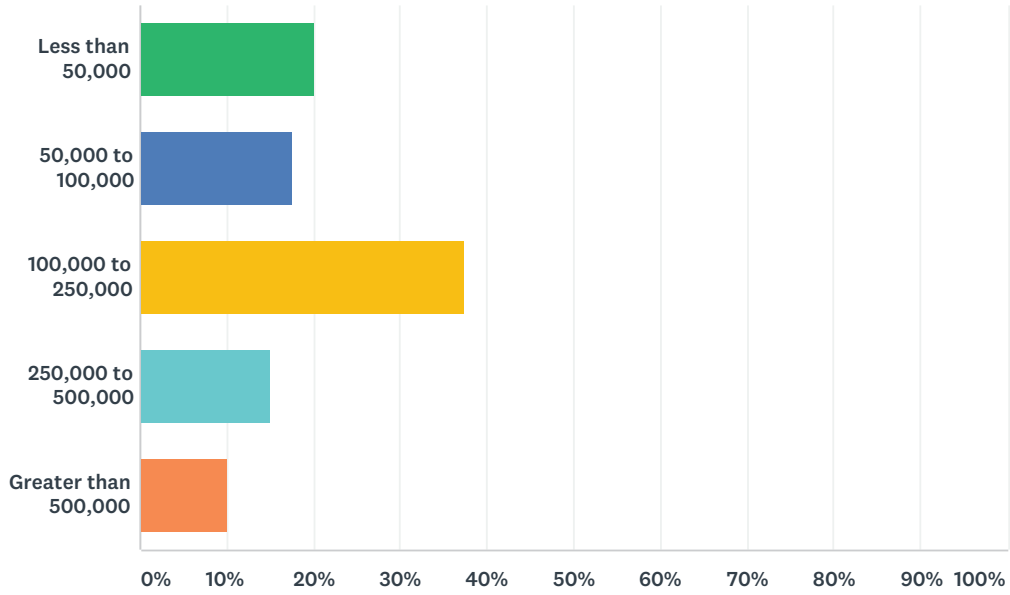
Answered: 41 Skipped: 2



ANSWER CHOICES	RESPONSES	
Yes	34.15%	14
No	65.85%	27
TOTAL		41

Q6 How many total annual patient visits does your group manage?

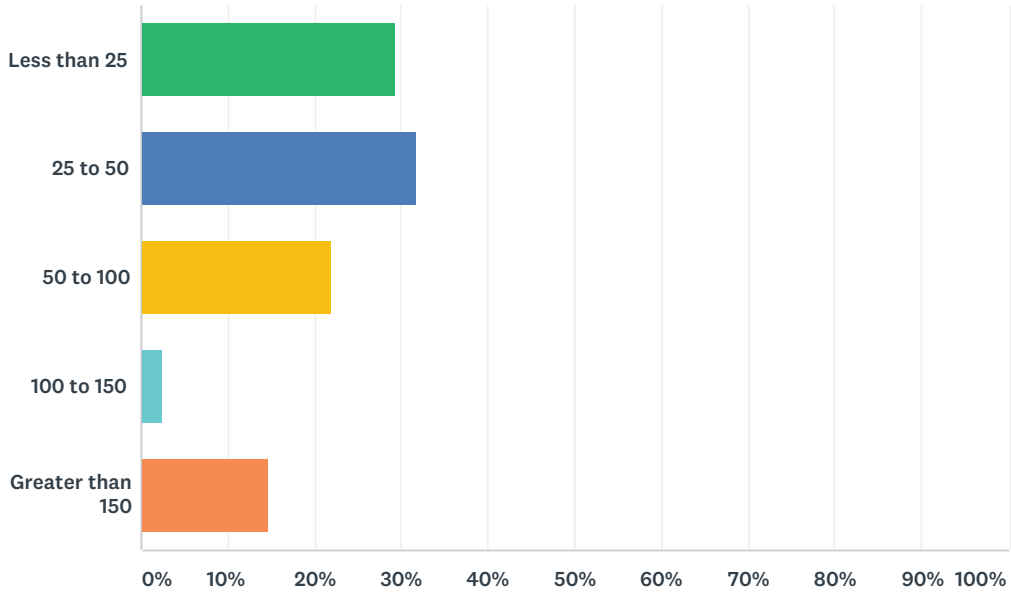
Answered: 40 Skipped: 3



ANSWER CHOICES	RESPONSES	
Less than 50,000	20.00%	8
50,000 to 100,000	17.50%	7
100,000 to 250,000	37.50%	15
250,000 to 500,000	15.00%	6
Greater than 500,000	10.00%	4
TOTAL		40

Q7 How many physicians are in your group?

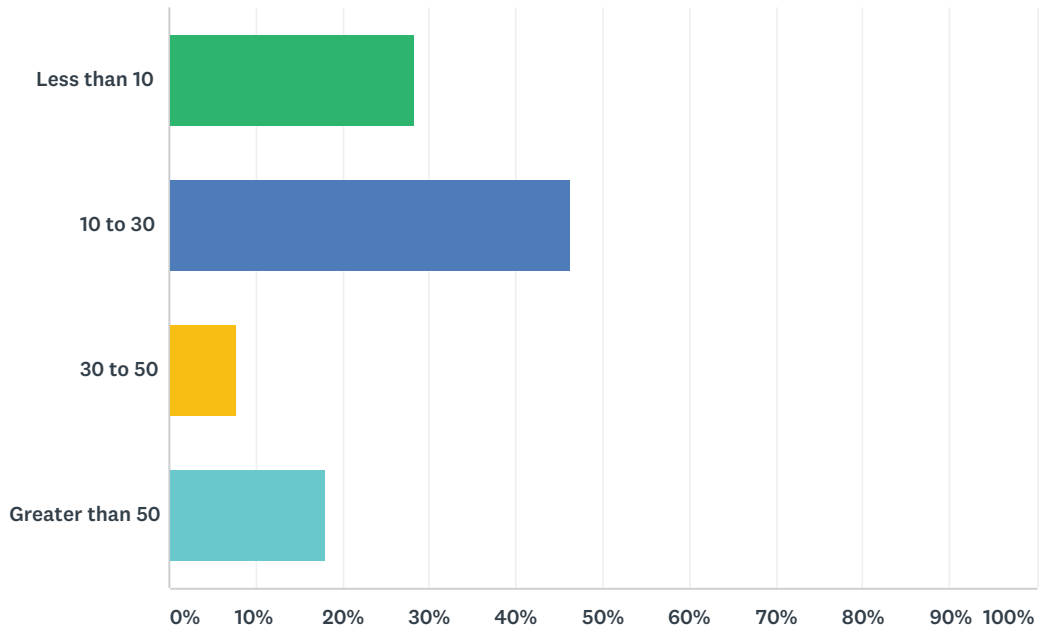
Answered: 41 Skipped: 2



ANSWER CHOICES	RESPONSES	
Less than 25	29.27%	12
25 to 50	31.71%	13
50 to 100	21.95%	9
100 to 150	2.44%	1
Greater than 150	14.63%	6
TOTAL		41

Q8 How many Advanced Practice Providers (APPs) are in your group?

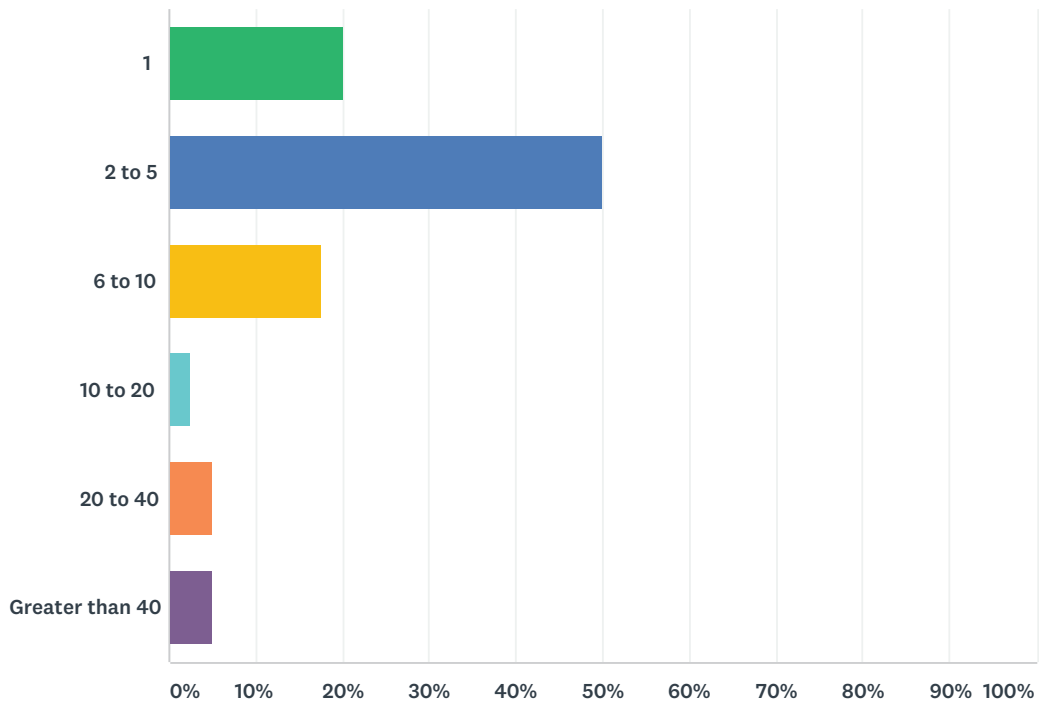
Answered: 39 Skipped: 4



ANSWER CHOICES	RESPONSES	
Less than 10	28.21%	11
10 to 30	46.15%	18
30 to 50	7.69%	3
Greater than 50	17.95%	7
TOTAL		39

Q9 How many hospital-based Emergency Departments does your group staff?

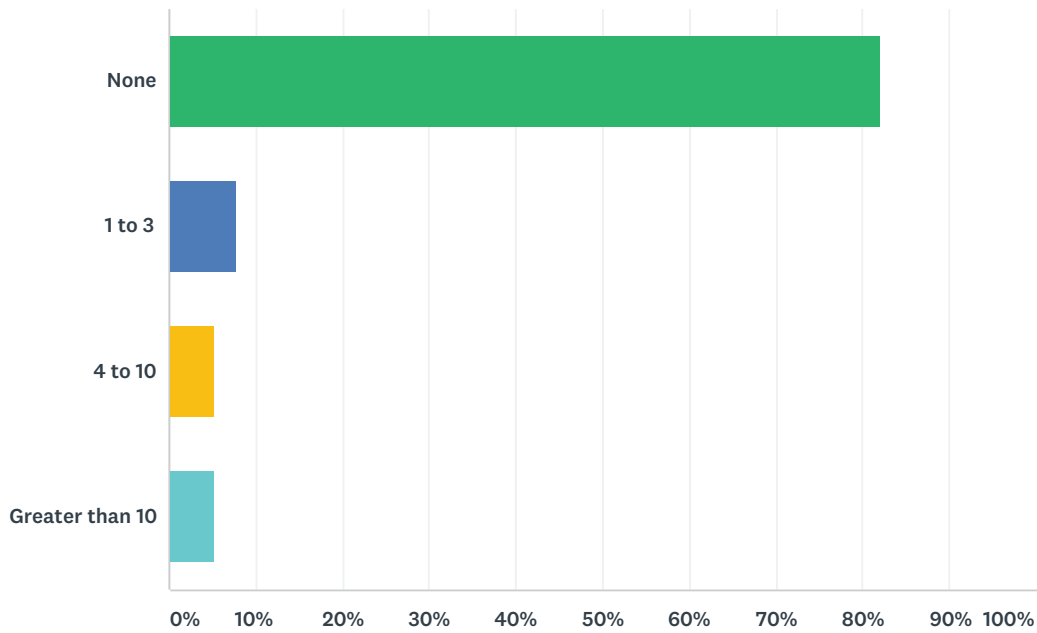
Answered: 40 Skipped: 3



ANSWER CHOICES	RESPONSES	
1	20.00%	8
2 to 5	50.00%	20
6 to 10	17.50%	7
10 to 20	2.50%	1
20 to 40	5.00%	2
Greater than 40	5.00%	2
TOTAL		40

Q10 How many Urgent Care or Walk-In Clinic facilities does your group staff?

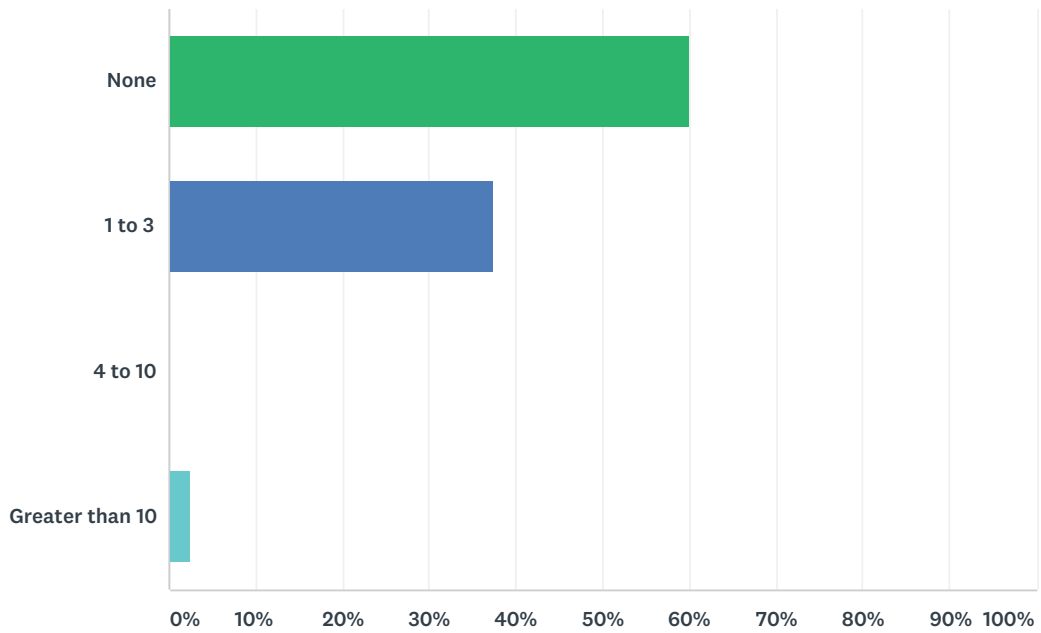
Answered: 39 Skipped: 4



ANSWER CHOICES	RESPONSES	
None	82.05%	32
1 to 3	7.69%	3
4 to 10	5.13%	2
Greater than 10	5.13%	2
TOTAL		39

Q11 How many Free-Standing Emergency Departments does your group staff?

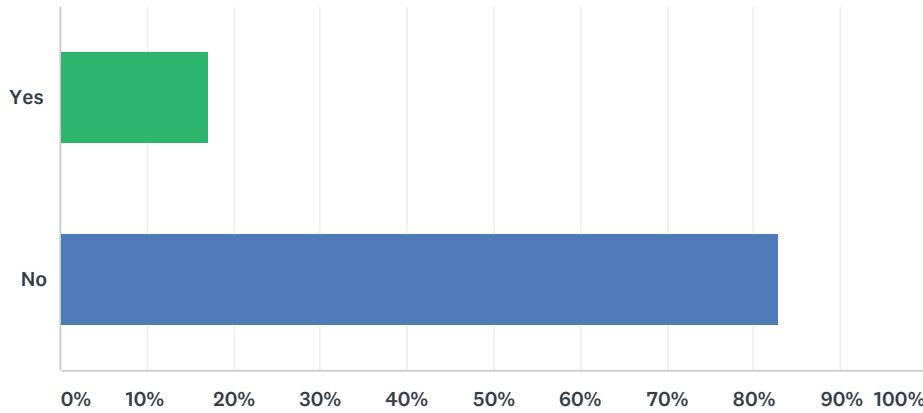
Answered: 40 Skipped: 3



ANSWER CHOICES	RESPONSES	
None	60.00%	24
1 to 3	37.50%	15
4 to 10	0.00%	0
Greater than 10	2.50%	1
TOTAL		40

Q12 Does your group have multiple specialties? (Ex: Emergency, Hospitalist, Psychiatry)

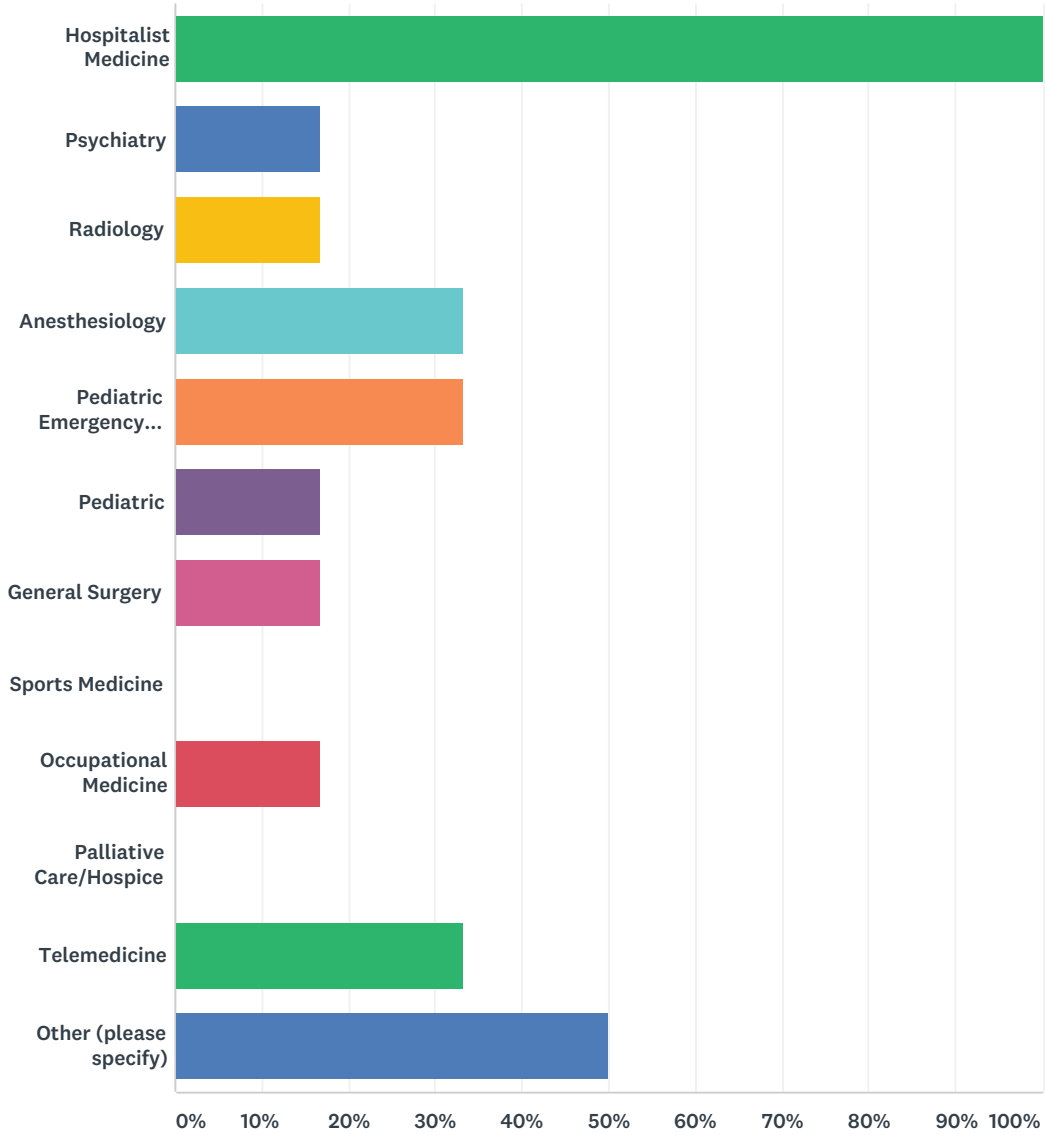
Answered: 41 Skipped: 2



ANSWER CHOICES	RESPONSES	
Yes	17.07%	7
No	82.93%	34
TOTAL		41

Q13 In which non-EM specialties does your group participate?

Answered: 6 Skipped: 37



ANSWER CHOICES	RESPONSES	
Hospitalist Medicine	100.00%	6
Psychiatry	16.67%	1
Radiology	16.67%	1
Anesthesiology	33.33%	2
Pediatric Emergency Medicine	33.33%	2
Pediatric	16.67%	1
General Surgery	16.67%	1
Sports Medicine	0.00%	0

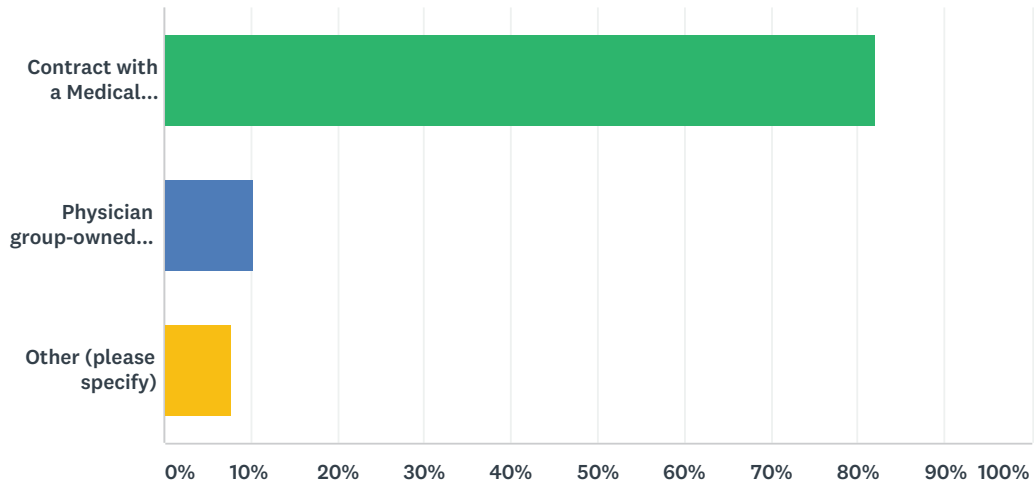
2019 Democratic Group Practice Section Survey

Occupational Medicine	16.67%	1
Palliative Care/Hospice	0.00%	0
Telemedicine	33.33%	2
Other (please specify)	50.00%	3
Total Respondents: 6		

#	OTHER (PLEASE SPECIFY)	DATE
1	ICU	8/30/2019 12:11 PM
2	Intensivist	8/11/2019 6:31 AM
3	Neurology	7/24/2019 6:25 AM

Q14 Which category best fits your Medical Malpractice solution?

Answered: 39 Skipped: 4

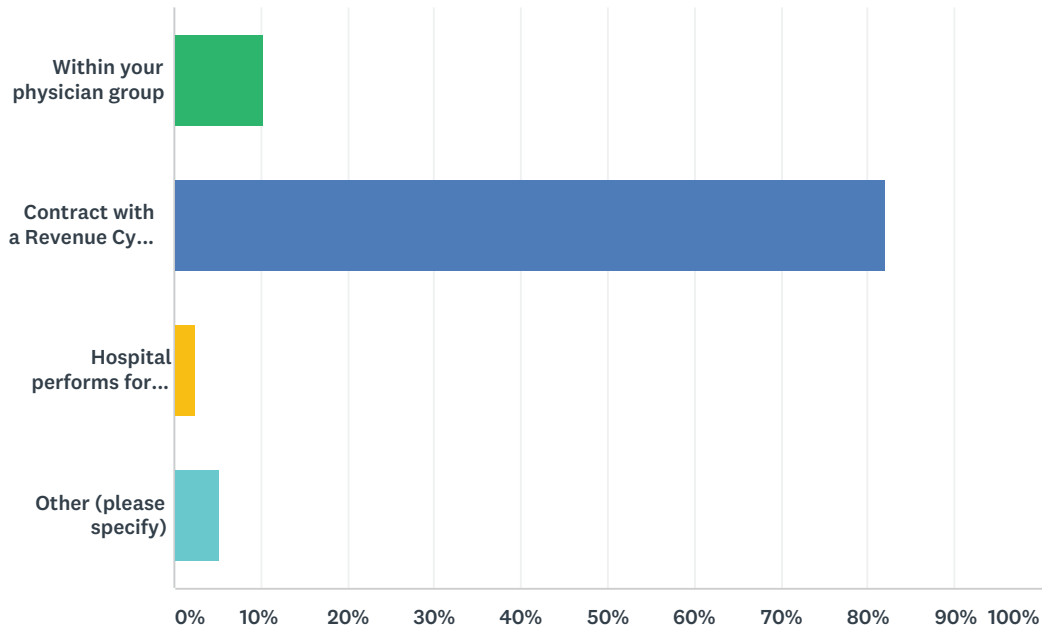


ANSWER CHOICES	RESPONSES
Contract with a Medical Malpractice Company	82.05% 32
Physician group-owned Captive Insurance Company or Risk Retention Group (RRG)	10.26% 4
Other (please specify)	7.69% 3
TOTAL	39

#	OTHER (PLEASE SPECIFY)	DATE
1	Hospital Captive member	7/30/2019 3:22 AM
2	Hospital Insured	7/20/2019 8:52 PM
3	Hospital provided	7/15/2019 2:20 PM

Q15 Who does your Revenue Cycle Management (coding and billing)?

Answered: 39 Skipped: 4

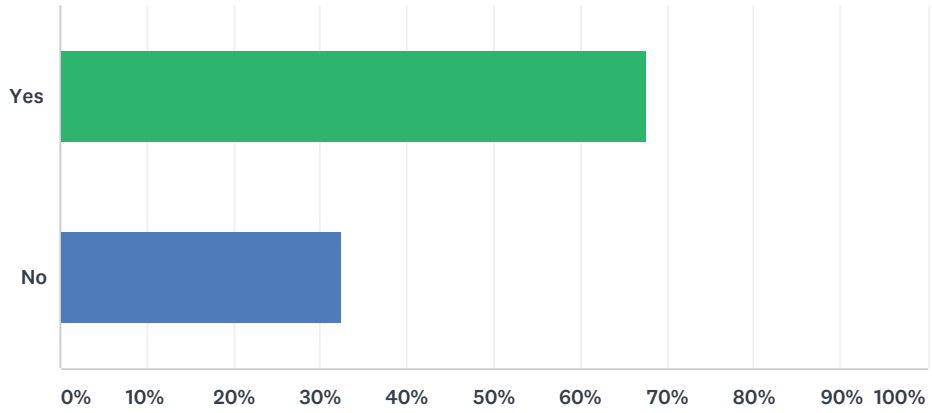


ANSWER CHOICES	RESPONSES
Within your physician group	10.26% 4
Contract with a Revenue Cycle Management company	82.05% 32
Hospital performs for group	2.56% 1
Other (please specify)	5.13% 2
TOTAL	39

#	OTHER (PLEASE SPECIFY)	DATE
1	We use a RCM company, but one site the hospital does it	8/30/2019 10:51 AM
2	Envision owned billing and codng/RCM	7/25/2019 4:02 AM

Q16 Do you have scribes at any of your sites?

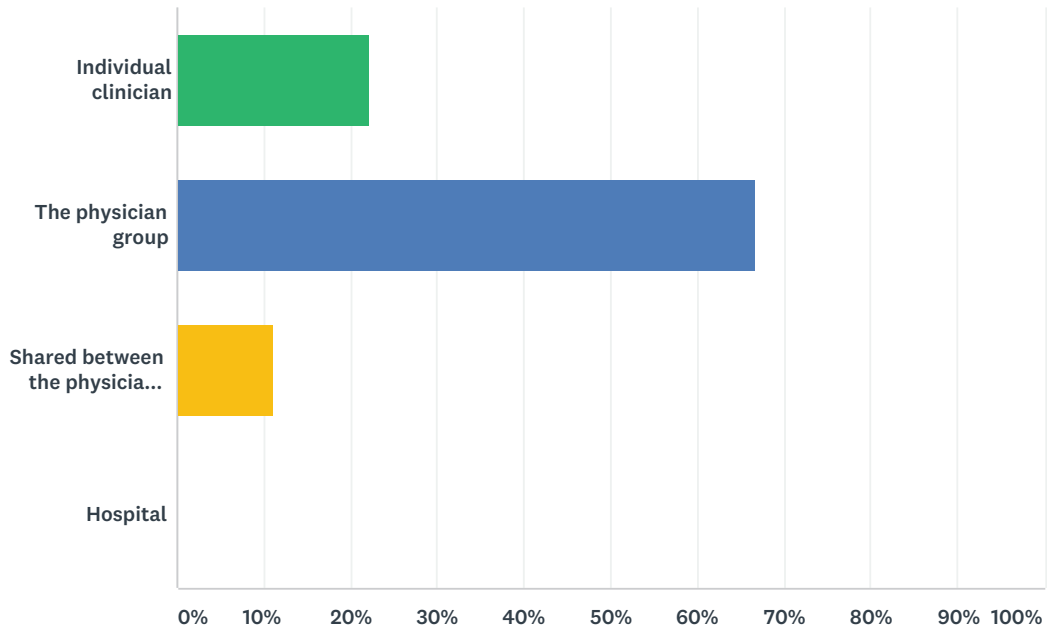
Answered: 40 Skipped: 3



ANSWER CHOICES	RESPONSES	
Yes	67.50%	27
No	32.50%	13
TOTAL		40

Q17 Who pays for the cost of the scribes?

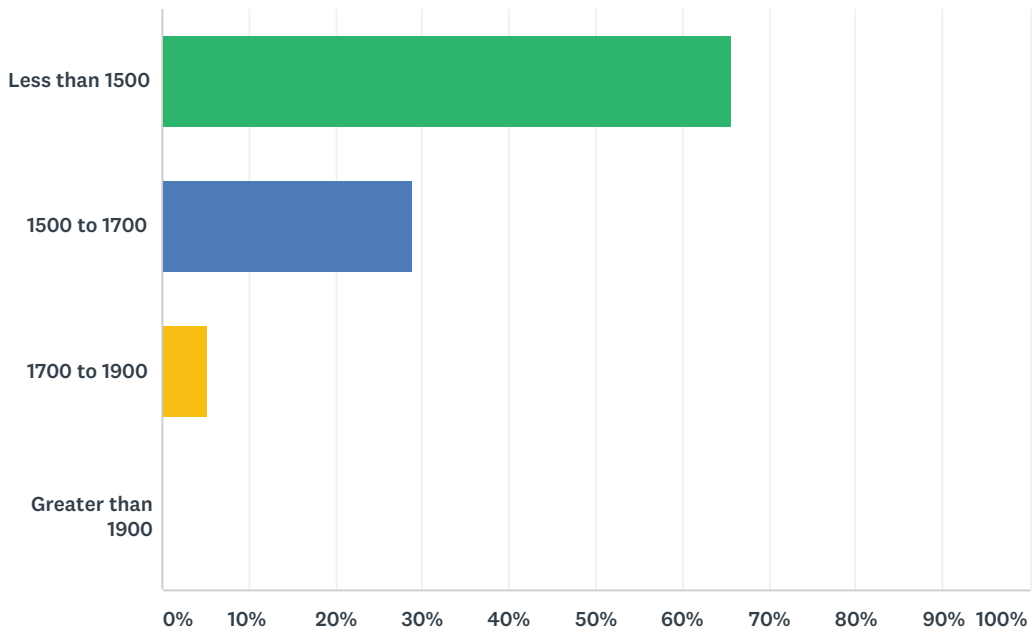
Answered: 27 Skipped: 16



ANSWER CHOICES	RESPONSES	
Individual clinician	22.22%	6
The physician group	66.67%	18
Shared between the physician group and the hospital	11.11%	3
Hospital	0.00%	0
TOTAL		27

Q18 How many clinical hours does your group consider a full time equivalent (FTE)?

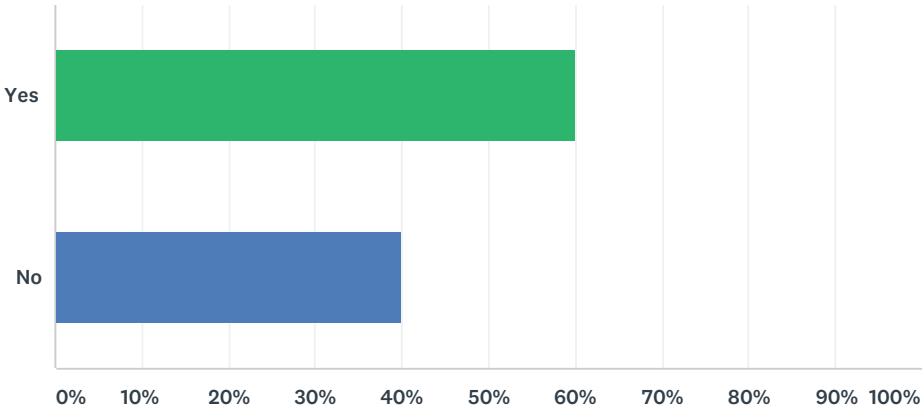
Answered: 38 Skipped: 5



ANSWER CHOICES	RESPONSES	
Less than 1500	65.79%	25
1500 to 1700	28.95%	11
1700 to 1900	5.26%	2
Greater than 1900	0.00%	0
TOTAL		38

Q19 Does your group have a partnership track and non-partnership track?

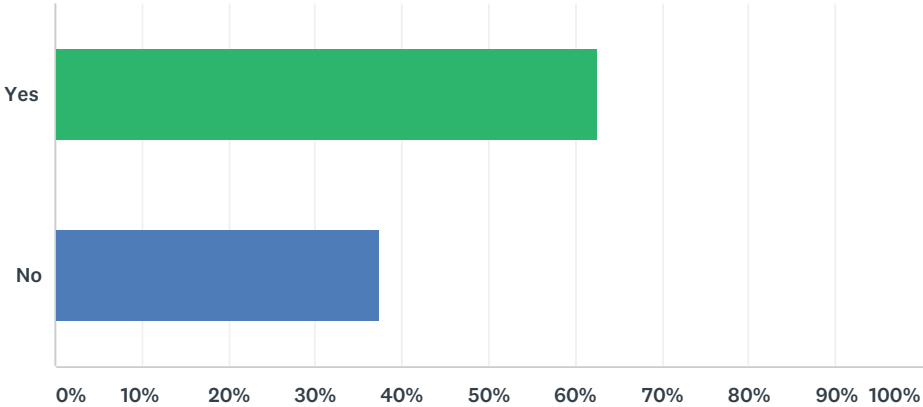
Answered: 40 Skipped: 3



ANSWER CHOICES	RESPONSES	
Yes	60.00%	24
No	40.00%	16
TOTAL		40

Q20 Do you have a partnership/shareholder “buy-in”?

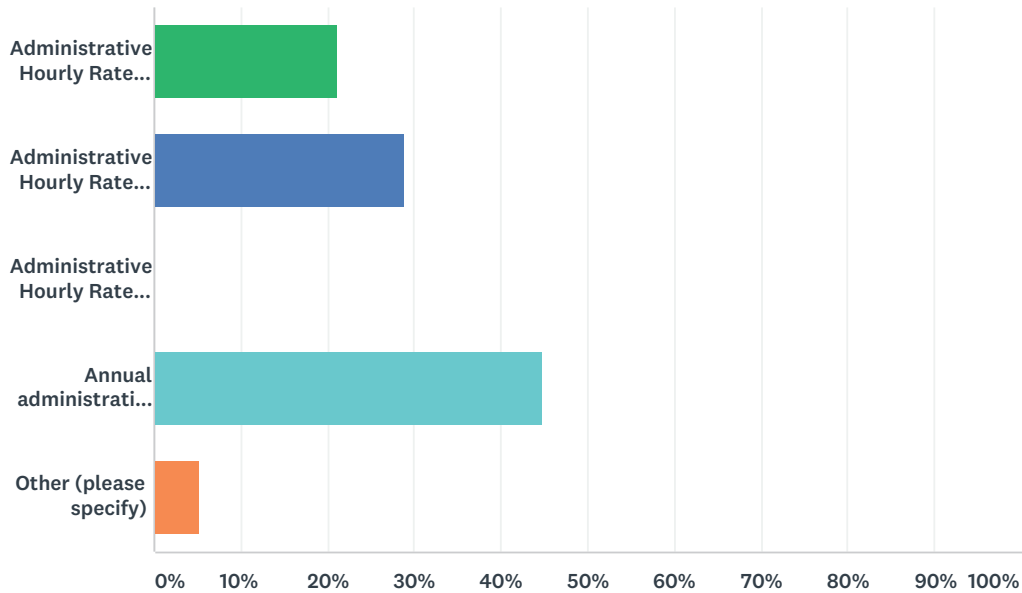
Answered: 40 Skipped: 3



ANSWER CHOICES	RESPONSES	
Yes	62.50%	25
No	37.50%	15
TOTAL		40

Q21 How does your group handle Medical Director Compensation?

Answered: 38 Skipped: 5

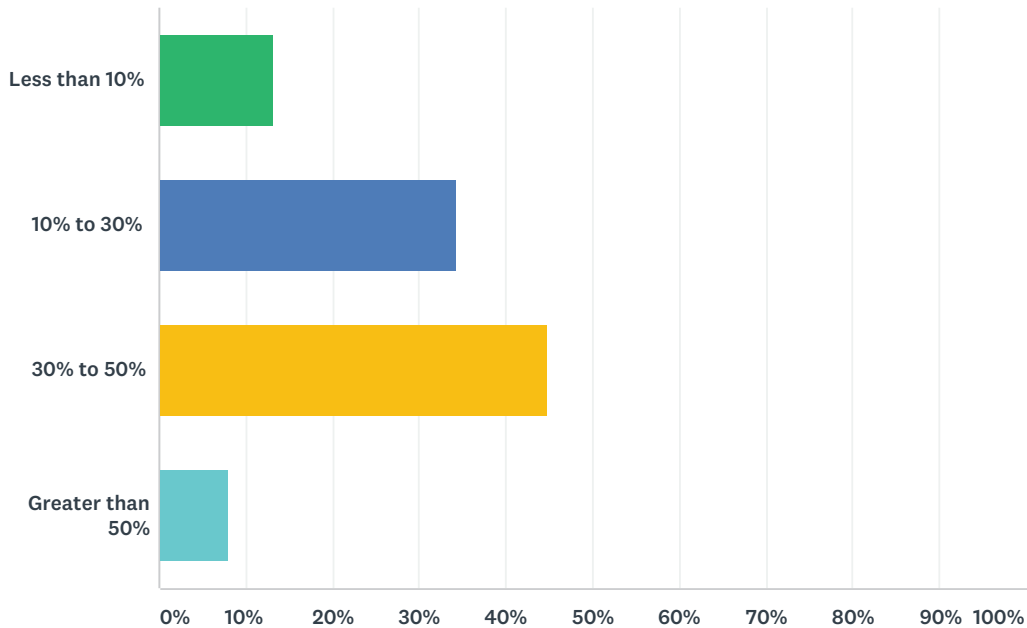


ANSWER CHOICES	RESPONSES	
Administrative Hourly Rate Lower than Clinical Hourly Rate	21.05%	8
Administrative Hourly Rate Equal to Clinical Hourly Rate	28.95%	11
Administrative Hourly Rate Greater than Clinical Hourly Rate	0.00%	0
Annual administrative stipend	44.74%	17
Other (please specify)	5.26%	2
TOTAL		38

#	OTHER (PLEASE SPECIFY)	DATE
1	Admin hours equal to clinical pay however capped at 1500 hours. Hours beyond that are paid at the lower hospital rate	8/30/2019 4:24 AM
2	Monthly Administrative Stipend	7/26/2019 6:49 AM

Q22 Of the total clinical hours worked at your sites in a 24-hour period, what percent of the clinical hours do APPs cover? (Ex. 40 APP hours out of 100 total clinical hours in 24 hour period = 40% APP hours)

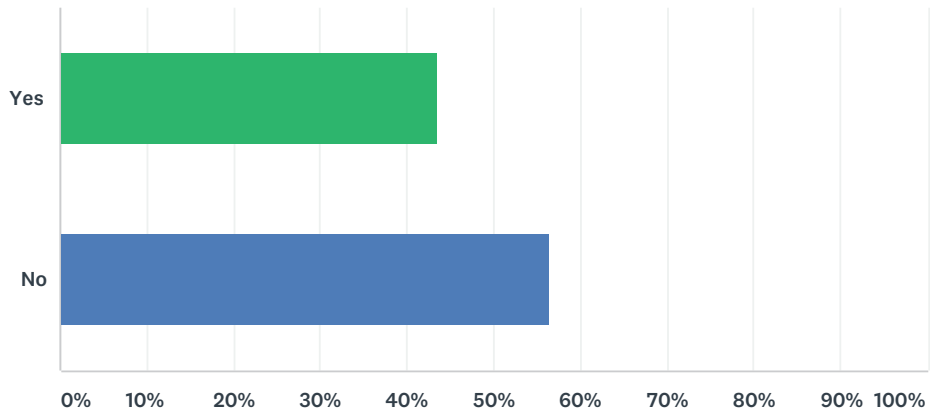
Answered: 38 Skipped: 5



ANSWER CHOICES	RESPONSES	
Less than 10%	13.16%	5
10% to 30%	34.21%	13
30% to 50%	44.74%	17
Greater than 50%	7.89%	3
TOTAL		38

Q23 Does your group receive financial support from hospitals/health systems over and above what is generated from professional fees or contracted clinical rates?

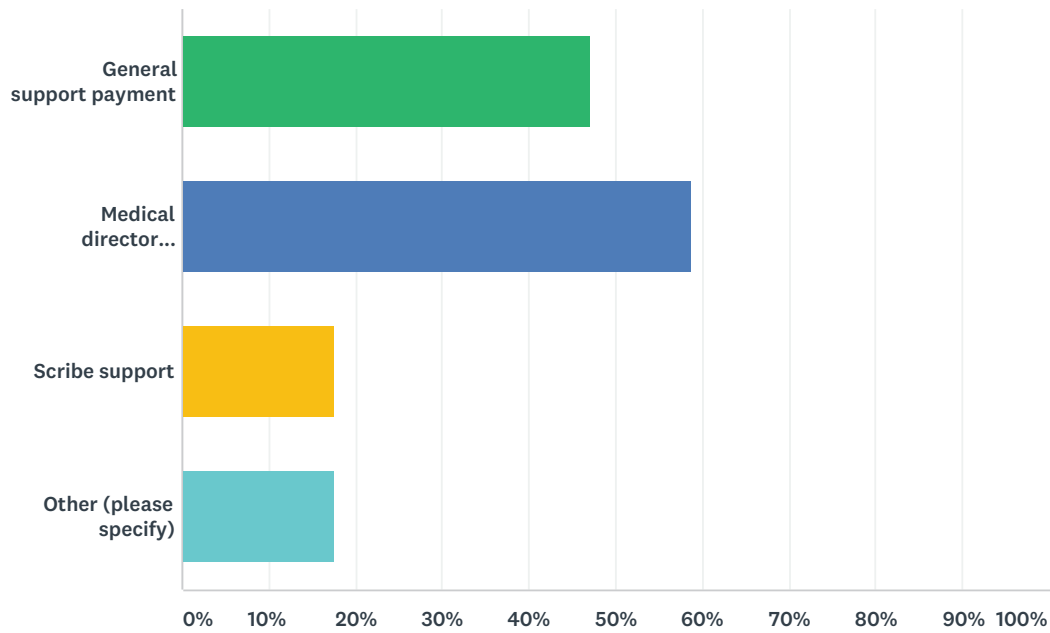
Answered: 39 Skipped: 4



ANSWER CHOICES	RESPONSES	
Yes	43.59%	17
No	56.41%	22
TOTAL		39

Q24 How is the financial support from the hospital/health system provided?

Answered: 17 Skipped: 26



ANSWER CHOICES	RESPONSES
General support payment	47.06% 8
Medical director stipend	58.82% 10
Scribe support	17.65% 3
Other (please specify)	17.65% 3
Total Respondents: 17	

#	OTHER (PLEASE SPECIFY)	DATE
1	Rather not answer	8/30/2019 10:53 AM
2	Performance related stipends	8/11/2019 6:33 AM
3	Hospital employees model	7/15/2019 2:23 PM